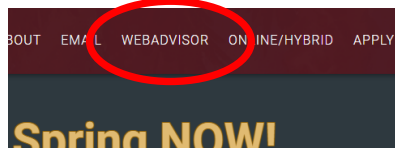


How to check your classes on WebAdvisor:

1. Go to the Norco College Website: <https://www.norcocollege.edu/Pages/Welcome.aspx>
2. Click on webadvisor:



3. Click on "Log in":




4. Enter your User ID and Password :

User ID:

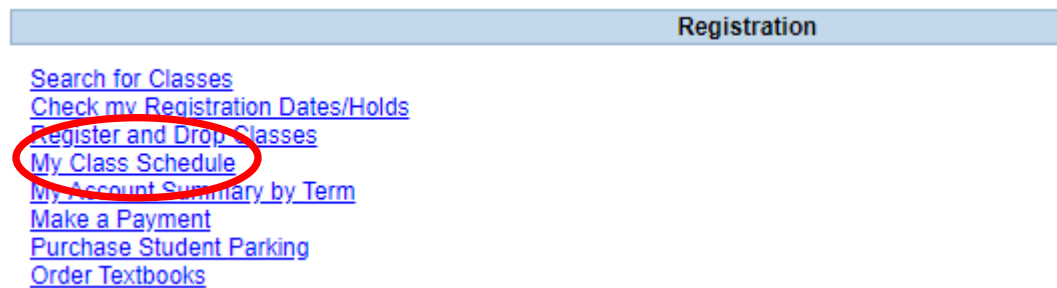
Password:

Show Hint:

5. Click on "Students"



6. Click on "My Class Schedule" under "Registration":



7. Select the Term and "Active Classes Only"